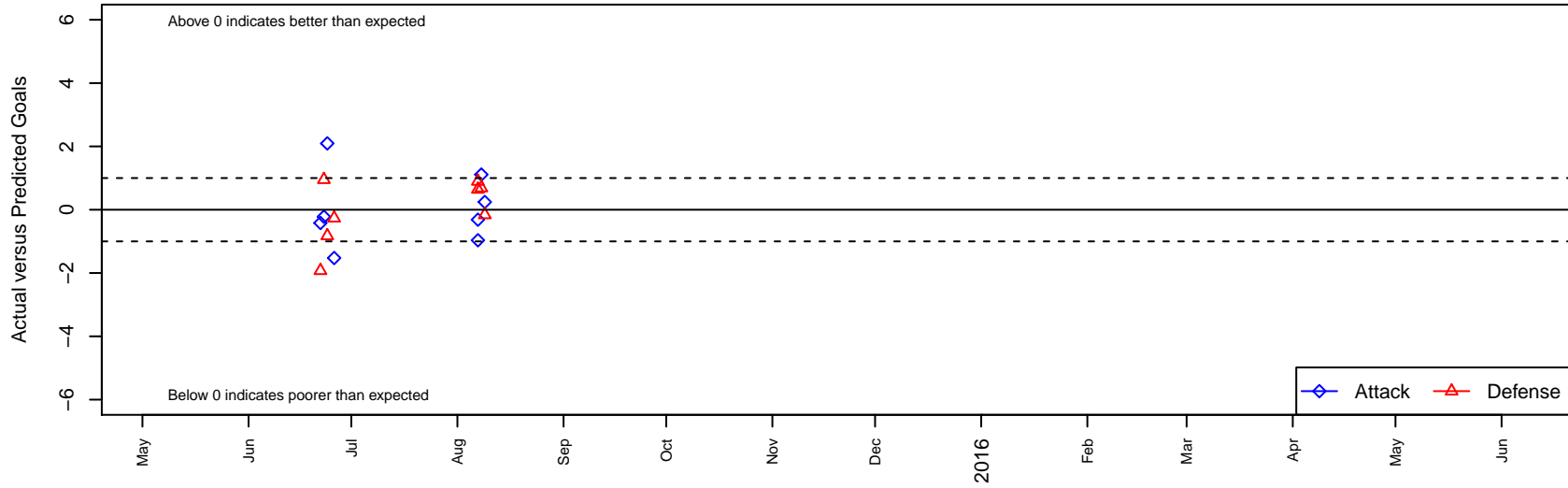


# Santa Clara Sporting Green B02

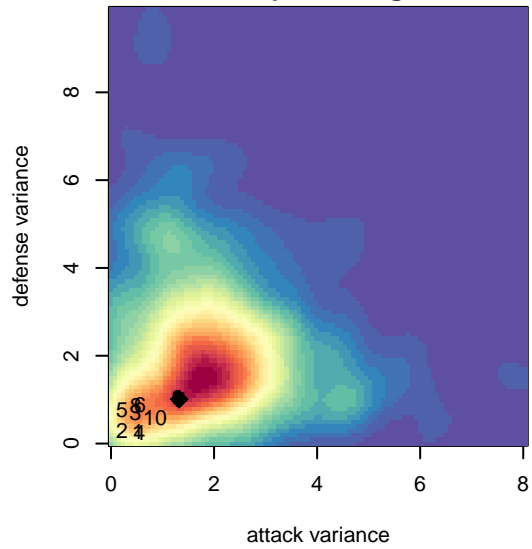
Santa Clara, CAN  
 B02 total strength=1425  
 attack=7.27 defense=10.5

alt names used: Santa Clara Sporting 02 Green (CA-N) (SC) SANTA CLARA SPORTING 02B GREEN (CAN)  
 Venues played: 2015 Far West Regionals U12 2015 Sporting Invitational U-13 Premier EvoPo

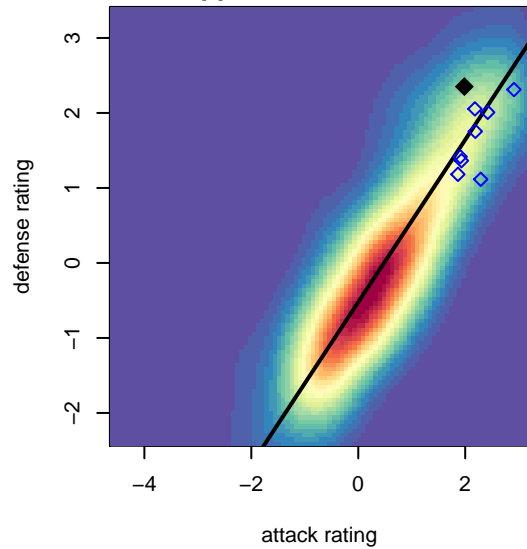
**Santa Clara Sporting Green B02**  
 Dots are actual minus expected GF (blue circles) and GA (red triangles).  
 Blue line is smoothed change in attack strength. Red is smoothed change in defense strength.



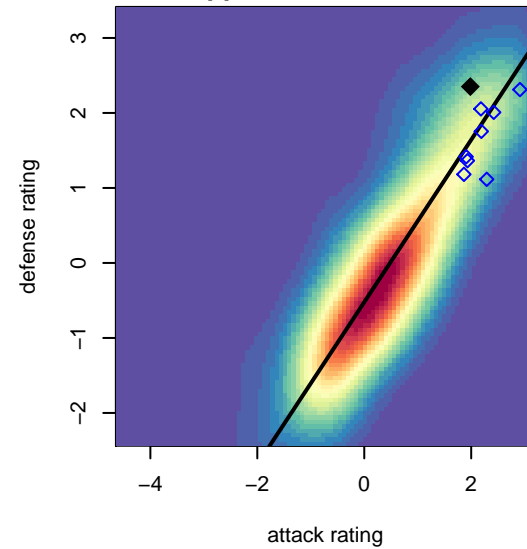
**attack and defense variance (black dot)  
relative to other teams  
and top 10 in region**



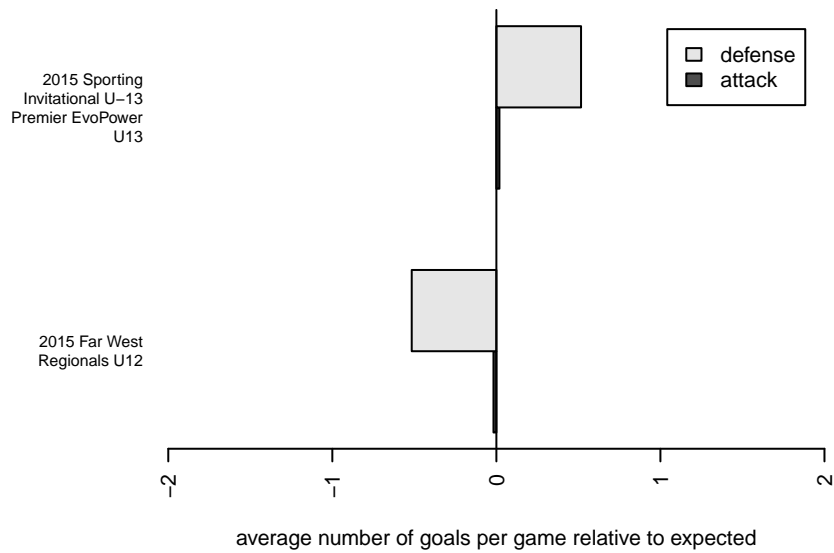
**attack and defense rating  
relative to others at age  
and all opponents in last 13 months**



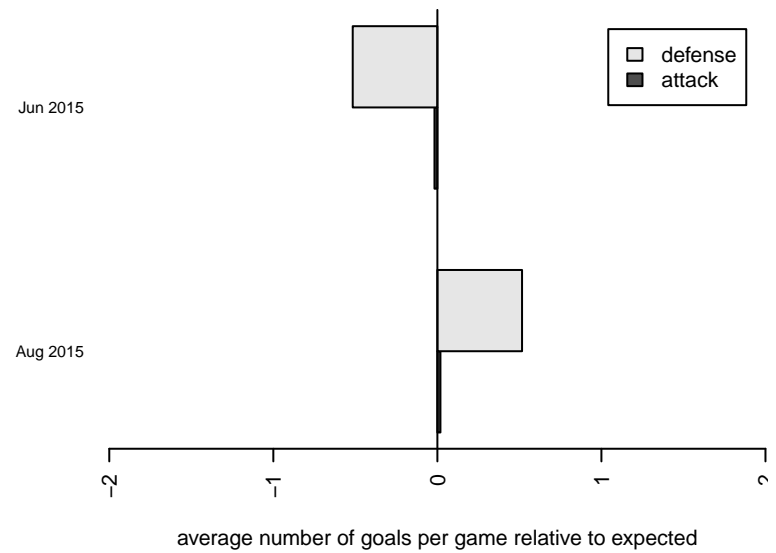
**attack and defense rating  
relative to others at age  
and all opponents in last 13 months**



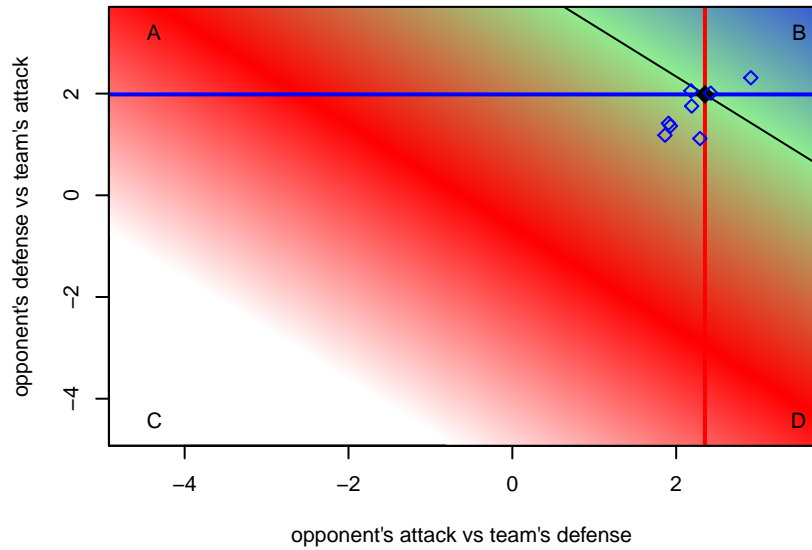
**Performance relative to 13 month average**



**Performance relative to 13 month average**



Distribution of opponents  
Red = Lose zone, Blue = Win zone, Green = Even  
Black line separates win/lose zones



lot. A=Neither has attack advantage, B=Opponent has both attack and defense advantage, C=Opponent has both attack and defense disadvantage, D=Both have

| <b>date</b> | <b>home</b>                    |   | <b>away</b>                               |   | <b>venue</b>                            | <b>pred.home</b> | <b>pred.away</b> |
|-------------|--------------------------------|---|---|---|---|------------------|------------------|
| 2015-08-09  | Santa Clara Sporting Green B02 | 1 | Chowchilla CV Leon Green B02              | 2 | 2015 Sporting Invitational U-13 Premier | 0.76             | 1.84             |
| 2015-08-08  | Santa Clara Sporting Green B02 | 3 | WPFC Black B02                            | 0 | 2015 Sporting Invitational U-13 Premier | 1.89             | 0.69             |
| 2015-08-07  | Santa Clara Sporting Green B02 | 0 | Atletico Santa Rosa Cobras B02            | 0 | 2015 Sporting Invitational U-13 Premier | 0.96             | 0.89             |
| 2015-08-07  | Santa Clara Sporting Green B02 | 2 | San Jose Earthquakes East Valley Blue B02 | 0 | 2015 Sporting Invitational U-13 Premier | 2.32             | 0.64             |
| 2015-06-26  | Santa Clara Sporting Green B02 | 0 | Sereno West 03 Chelsea B02                | 1 | 2015 Far West Regionals U12             | 1.53             | 0.74             |
| 2015-06-24  | Santa Clara Sporting Green B02 | 3 | Barcelona NV Academy B02                  | 2 | 2015 Far West Regionals U12             | 0.90             | 1.18             |
| 2015-06-23  | Eastside Timbers Red B02       | 0 | Santa Clara Sporting Green B02            | 1 | 2015 Far West Regionals U12             | 0.95             | 1.22             |
| 2015-06-22  | Santa Clara Sporting Green B02 | 2 | Briceno Soccer Lions B02                  | 3 | 2015 Far West Regionals U12             | 2.42             | 1.07             |